

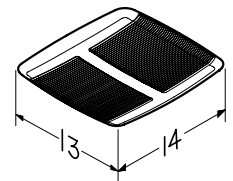
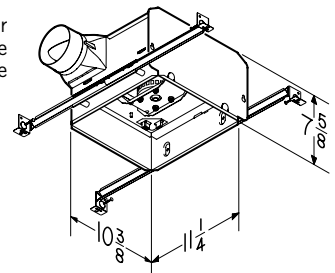



### QTRE Series

#### Energy efficient solutions in traditional designs.

With its super quiet operation, these bath fans won't call attention to themselves or overpower the design of your bath or powder room. More important, they won't call attention on your electric bill. The QTRE line for energy efficiency was developed for the high-traffic bathroom and for those who seek a fan with a more traditional design. It simply does its job quietly, in every sense of the word.

- Energy Star qualified
- Plug-in, permanently lubricated motor engineered for continuous operation
- UL listed for use over bathtubs and showers when connected to a GFCI protected branch circuit
- Resilient anti-vibration motor mounts
- Dynamically balanced centrifugal blower wheel for quiet, efficient performance
- Rugged steel housing features mounting ears plus adjustable hanger bars
- 4" round duct connector
- Includes unique spacer (patent pending) for mounting to engineered "I" joists
- Non-lighted models are available in project packs for contractor convenience
- Lighted models include 2-18 watt compact fluorescent GU24 type bulbs (4 watt night-light bulb not included)
- Suitable for 2" x 8" constructions



Dimensions shown are in inches.

#### SPECIFICATIONS

MODEL	FUNCTION	CFM AT 0.1" SP*	CFM AT 0.25" SP	L/s** AT 0.1" SP	SONES AT 0.1" SP	WATTS AT 0.1" SP	SHIPPING WEIGHT (POUNDS)	PROJECT PACK (QTY. 4)	HOUSING PACK (QTY. 4)
N/A	Fan	50	28	23.6	0.4	19.5	7.8	FQTRE050C	HQTXR000C
QTRE070C	Fan	70	58	33.0	0.8	28.4	11.8	FQTRE070C	HQTXR000C
QTRE080C	Fan	80	67	37.8	0.8	28.4	11.8	FQTRE080C	HQTXR000C
QTRE090C	Fan	90	68	42.5	1.0	29.7	11.8	FQTRE090C	HQTXR000C
QTRE110C	Fan	110	90	51.9	1.3	36.3	11.8	FQTRE110C	HQTXR000C
QTRE090FLC	Fan-Light	90	68	42.5	1.0	29.7	15.4	N/A	N/A
QTRE110FLC	Fan-Light	110	90	51.9	1.3	36.3	15.4	N/A	N/A

\* Static pressure

\*\* Litres per second



86176B